


## Install RSA SecurID Software Token for iOS and Activate using a QR code scan

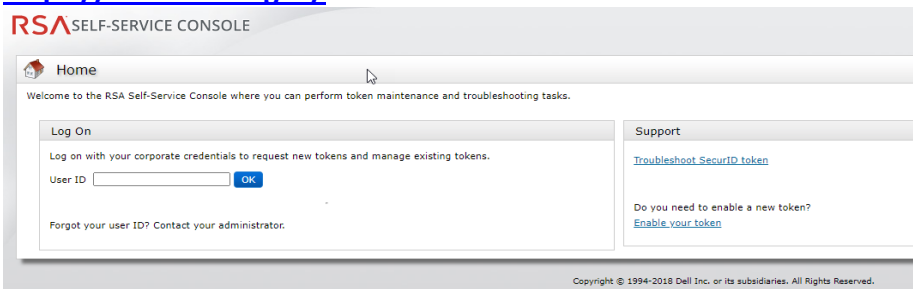
1. On your mobile device go to: **Air Watch Catalog** or the **App Store**



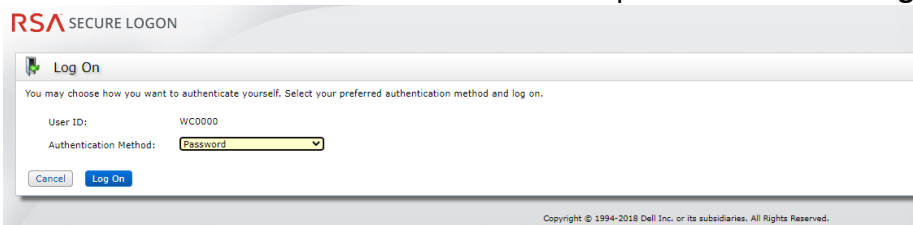
2. Look for **RSA SecurID Software Token** and click **install**. Open the application when the install completes. This is in preparation for a later step.



3. On a separate device (PC or Laptop) open a **browser** and navigate to <https://mo2fss.mo.gov/>



4. Enter your **network userID** that is associated with your access to State of Missouri resources. Click on **OK**. (Note: Do NOT put the domain with your user ID (i.e. ADS, BDS, CDS, EXTLOCAL, etc.)
5. Make sure the **Authentication Method** is set to password and click **Log On**



6. Enter the **password** that is associated with the network userID from Step 4 and click **Log On**.
7. In the section titled *My Authenticators* click on the **Activate Your Token** link.



8. You will now see an *Activate Your Token* pop-up window with a QR code similar to the example below.



9. On the **iOS** device
- Ensure that the **RSA SecurID program is open**
  - Import the token** using QR Scan (this uses the camera on your phone. If prompted click OK on the message for “RSA SecureID” Would Like to Access the Camera)
  - Use the camera of the iOS device to scan the QR code.
  - You will receive a message stating that the token successfully imported. Click **OK** and then you should see a **six digit RSA SecureID Tokencode**.

10. On the computer, Click **Close** on the *Activate Your Token* window.

11. Please ensure that you click **Log Off** in the top right corner of the browser window

12. On the **iOS** device, the RSA SecurID Tokencode app will be generating a six-digit code that changes every 60 seconds. Please close the app when a code is not needed.

**Note:** The next time you need an RSA token code, you will just need to open the RSA SecurID app on your **iOS** device.

**If you have any questions or need additional assistance, please contact the VDI Helpdesk at 573-751-1900.**

