

DSS, DOR, OA, DNR and DOLIR Mobius users

Microsoft will be retiring Internet Explorer (IE) 11 on June 15, which will impact current IE 11 users. When IE-11 users make the switch and begin using Edge or Chrome to open Mobius via the internet (also known as DDRI), they will need to use a work around for print options.

The workaround will download the Mobius content into a PDF format and then direct the PDF output to a network printer. The sign-on process may take upwards of 30 seconds to complete. You may experience a delay after selecting the sign-on icon in these browsers.

Please follow the instructions below to download and print using Chrome or Edge within Mobius DDRI.

Printing from Document Direct for the Internet


From Chrome or Edge browser, log on to Document Direct for the Internet: <https://www.mobiusweb.oa.missouri.gov/>

Logon with id and password.

Open the report.


The Print button will not actually appear.

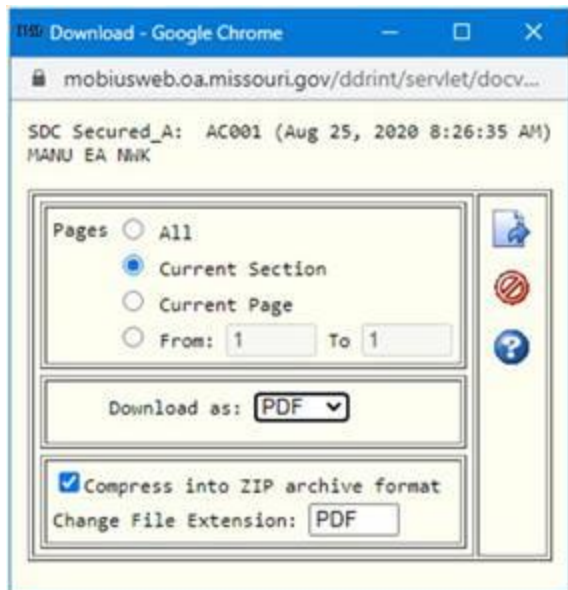
To print: Click on the download pages (Create) icon.




ACCT CODE	ACCT DESCRIPTION	PLANNED MTD	ACTUAL MTD	VARIANC MTD
820001	DATA PROCESSING	1,710	3,048	1,3
830001	ELECTRICITY	2,024	3,607	1,5

This will bring up the dialog box below, **choose Download as: PDF** from the dropdown menu:





Then click on the  Create button, and the document will be downloaded to your computer. Grab the file out of the Downloads folder and then Print it.